



**This Week's  
L&P  
Programme  
Tuesday 17<sup>th</sup>  
October**

**2:45-3:00**

**BRIEFING**

*Deep*

**Announcements**

**Lead: Principal**

**3:00-4:45**

**1. Learning**

**Reflection**

**Lead: Deep**

**Learning**

**2. Department**

**Time**

**Lead: HODs**

**THIS WEEK'S  
LEARNING  
WALK  
FOCUS:**

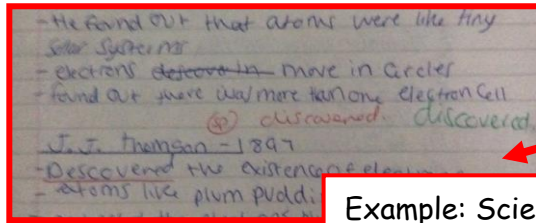
**-Collaborative  
Structures**

## LIVE MARKING: THE BENEFITS



Marking is an individual process. It is between the student and the teacher.

Live marking ensures that there is an interaction.



Example: Science



Helps identify and correct common 'bad habits' immediately. For example, not using capital letters or punctuation, or not following PROUD.



The live-marking feedback is appropriately differentiated.



The feedback is given at the point it is usually needed most- when the student is working.



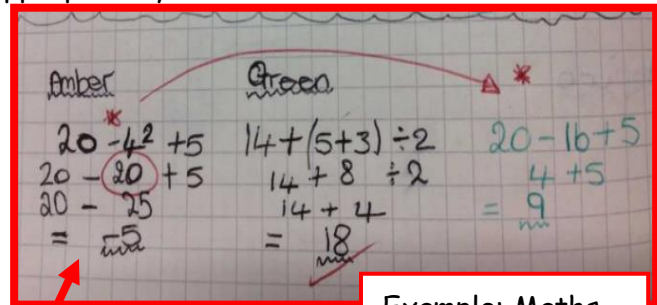
Reduces overall marking load.



Easier to target feedback within lessons to specific students.



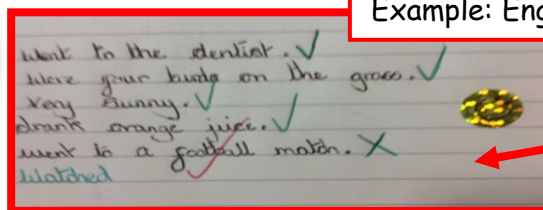
The live-marking feedback can include examples and the teacher can model if necessary.



Example: Maths



The feedback is relevant and immediate



Example: English



Students engage in the feedback there and then.

Live praise is more effective than post-mortem praise.




## #pedagoofriday



**LoveToTeach @87History · Oct 6**

Lesson chat starter mat ... sentence starters to prompt pair discussion reflecting on previous lessons & setting targets #pedagoofriday



Who dares to  
**TEACH**  
must never cease to  
**LEARN**